

The Eco Series LED Recessed Fixture family has been developed to dramatically improve energy efficiency and quality of light using Solid State Lighting (SSL) technologies. The Eco Series LED Recessed Fixtures provide an attractive, energy efficient architectural look which has been specifically designed to replace existing fluorescent lighting or for use in new construction. Comfortable, low glare, uniform lighting is attributed to this style of fixture. Typical applications for this type of product are interior spaces where finished ceilings and walls exist. Applications include:

- Commercial/Corporate Office Spaces
- Retail Spaces, Public Spaces and Airports
- Schools, Colleges and Universities
- Hospitals, Government Facilities and Military Bases



project:

fixture type:

catalog #:

quantity:

ORDERING GUIDE

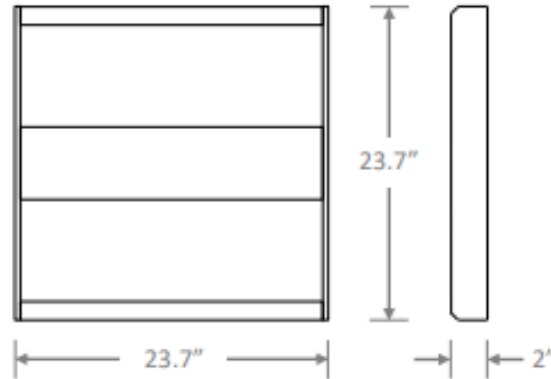
EVN	22	N							
PREFIX/SERIES	SIZE	OPTICS (DISTRIBUTION)	LUMEN OUTPUT*	DRIVER VOLTAGE	DRIVER TYPE	COLOR TEMP.	CRI	LENS (DIFFUSER)	FIXTURE OPTIONS
EVN - Eco Series Recessed	22-2x2	N - Normal	L030 - 3000 (22W) L035 - 3500 (27W) L040 - 4000 (32W)	UNV - Universal Voltage (120v - 277v) (50/60 Hz)	DM - 0-10v Low Voltage Dimming (10% - 100%) (Standard)	LKFS - 3500K / 4000K / 5000k	Blank-80CRI	AF - Frosted Linear PMMA Lens (Standard)	SVP- Silvair PIR Wireless Sensor ^{††} SVM- Silvair Microwave Sensor ^{†††} EM5 - Emergency Battery Pack [†] SMK22 - Surface Mounting Kit [†] FMK22 - Flange Mounting Kit [†] CMK22 - Cable Mounting Kit [†]

† Standard "EM" option to be NiCd Battery @ 5 Watts constant power @ 90 min. duration (standard). Consult factory for all available options.

† † PIR sensors provide: Occupancy/Vacancy, Daylight Harvesting, Task Tuning & Advanced Grouping control options. (max 12 ft mounting height, highbay options available upon request)

† † † Microwave sensor provides: Occupancy/Vacancy, Task Tuning, Energy Monitoring & Advanced Grouping control options. (Sensor not visible from exterior of fixture, max 12 ft mounting height)

* More details found on page 4/4



Weight: 7 lbs.

CONSTRUCTION

- Steel housing.
- Built-in earthquake clips provide secure installation in grid
- ceilings.

FINISH

- High Reflectance Matte White polyester powder coat baked enamel for extreme durability and superior fixture efficiency. Total Reflectance = 97%.

LED's/OPTICS

- High performance LED boards manufactured specifically for interior lighting. LED boards feature the most current LEDs for maximum performance, efficiency and longevity.
- Standard color temperatures offered are 3500K 4000K and 5000K.
- 80 CRI
- Always consult factory for the latest developments and improvements concerning LEDs and Optics.

DRIVERS

- Electronic, constant current type. Universal voltage (120v-277v) .
- 0-10v dimmable. 10-100%
- Suitable for dry and damp locations.
- UL Recognized Class P, RoHS Compliant.

LENS (DIFFUSER)

- Extruded PMMA lens.

MOUNTING

- Recessed fixtures are designed to be mounted into a standard NEMA "G" T-grid ceiling. Consult factory for all other special mounting conditions.

ELECTRICAL

- Recessed fixtures are UL/CUL Listed and labeled for dry / damp locations.
- LM80 performance for 50,000+ hours

QUALITY CONTROL

- All fixtures are designed, fabricated, assembled, tested, packaged and shipped from RENOVA's manufacturing facility in Warwick, RI (USA).

WARRANTY

- 5-Year limited warranty. Please refer to RENOVA's website at www.renova.com/sales/warranties for the latest warranty terms and conditions.

NOTES:

LED Dimming Drivers have adjustable output capability. A wide range of input watts/lumen output can be adjusted up or down on all models to suit a particular application. Always consult factory for the latest information.

Photometric data, IES files and all other information is available on request.

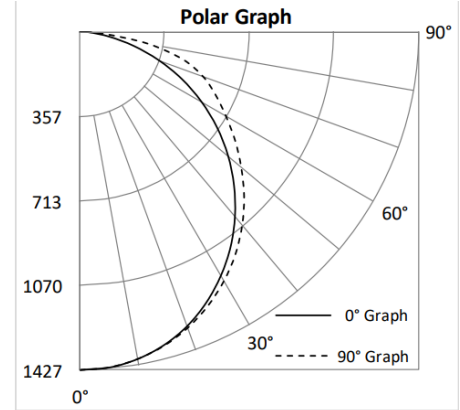
RENOVA products are constantly being improved; therefore the information shown is subject to change without notice. Always consult your lighting representative or RENOVA Lighting Systems, Inc. for the latest information.

Luminaire Data

Description	Center Basket 2X2 4L 5K - LKFS
Total Lumens	4,205
Input Wattage	32
Efficacy (lm/W)	131
Spacing Criterion (0-180°)	1.24
Spacing Criterion (90-270°)	1.28

Zonal Lumen Summary

Zone	Lumens	%Fixt
0-20°	521	12.4%
0-30°	1,104	26.3%
0-40°	1,807	43.0%
20-50°	2,017	48.0%
40-70°	1,936	46.0%
0-60°	3,206	76.2%
0-80°	4,102	97.5%
0-90°	4,202	99.9%
90-180°	3	0.1%
0-180°	4,205	100.0%

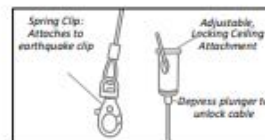
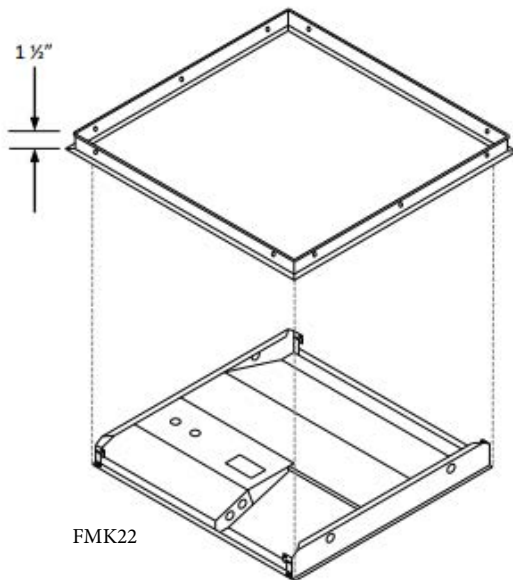
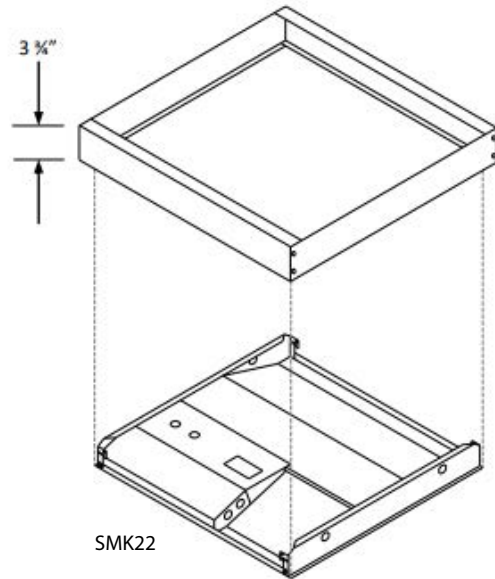


Measurements	Low Lumens			Mid Lumens			High Lumens		
	3500K	4000K	5000K	3500K	4000K	5000K	3500K	4000K	5000K
Lumens	3073	3176	3120	3640	3772	3649	4220	4370	4196
Watts	22	22	22	27	27	27	32	31	32
Efficacy	137	144	139	134	142	134	131	140	131
Input Current (A)	120V = 0.18A	120V = 0.18A	120V = 0.18A	120V = 0.23A	120V = 0.23A	120V = 0.23A	120V = 0.27A	120V = 0.26A	120V = 0.27A
	240V = 0.09A	240V = 0.09A	240V = 0.09A	240V = 0.11A	240V = 0.11A	240V = 0.11A	240V = 0.13A	240V = 0.13A	240V = 0.13A
	277V = 0.08A	277V = 0.08A	277V = 0.08A	277V = 0.10A	277V = 0.10A	277V = 0.10A	277V = 0.12A	277V = 0.11A	277V = 0.12A

Mounting Options:

(order separately)

- Optional surface mounting kits (SMK22) mounts below the ceiling.
- Optional flange mounting kits provide for recessed installation on plaster or other hard ceilings. Attach Flange Mount Kit (FMK22) to ceiling joists or other stationary structures, and the panel is mounted flush to the ceiling.
- Optional cable mounting kits provide additional security, as well as suspended mounting. Attach one end of the Cable Mount Kit (CMK22) to luminaire earthquake clips using spring clips, and attach the other end to stationary structures using the adjustable, locking ceiling attachment (see picture below right).



Cable Mount Kit:

- Spring Clip
- Adjustable, locking ceiling attachment

CMK22